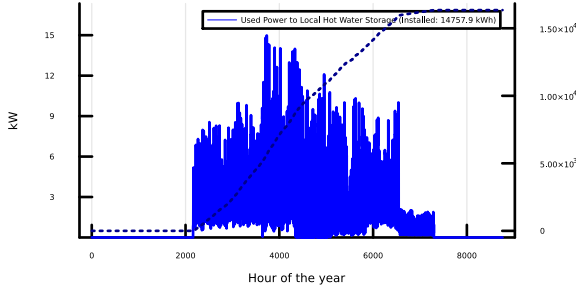
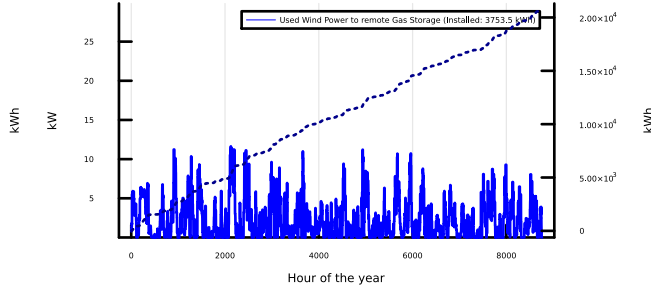


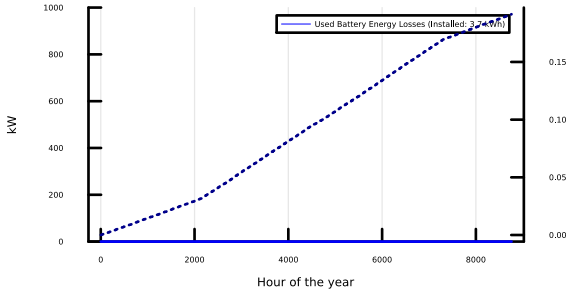
(Max. 15.0kW) Power to Local Hot Water Storage (Installed: 14757.9 kWh)
(RHS: Cumulated (dot-line))



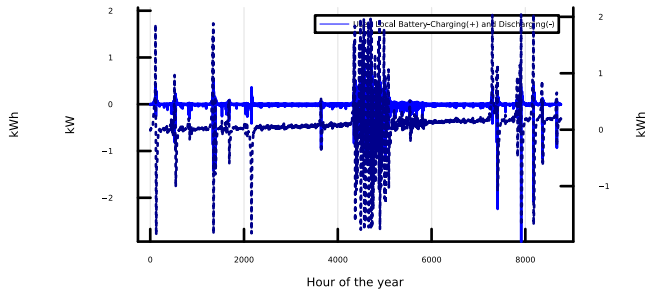
(Max. 11.6kW) Wind Power to remote Gas Storage (Installed: 3753.5 kWh)
(RHS: Cumulated (dot-line))



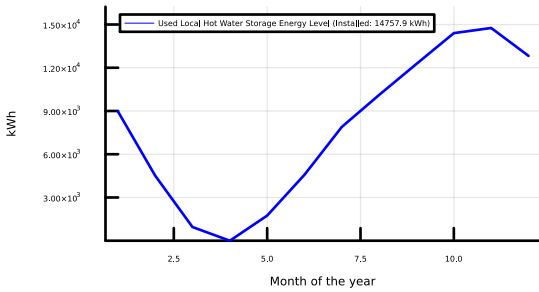
(Max. 0.0kW) Battery Energy Losses (Installed: 3.7 kWh)
(RHS: Cumulated (dot-line))



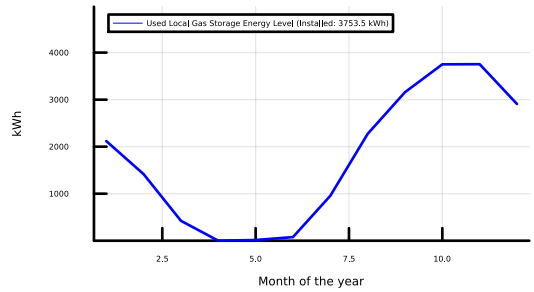
(Max. 0.9kW) Local Battery-Charging(+) and Discharging(-)
(RHS: Cumulated (dot-line))



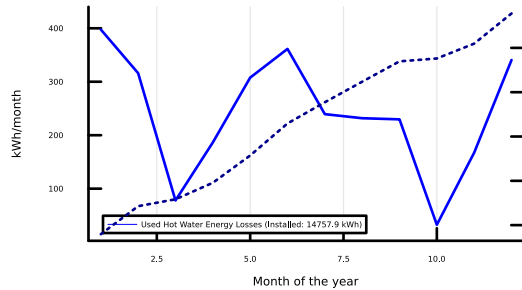
(Max. 14757.9kWh) Local Hot Water Storage Energy Level (Installed: 14757.9 kWh)



(Max. 3753.5kWh) Local Gas Storage Energy Level (Installed: 3753.5 kWh)



(Max. 397.7kWh/month) Hot Water Energy Losses (Installed: 14757.9 kWh)
(RHS: Cumulated (dot-line))



(Max. 1089.3kWh/month) Gas Energy Losses (Installed: 3753.5 kWh)
(RHS: Cumulated (dot-line))

